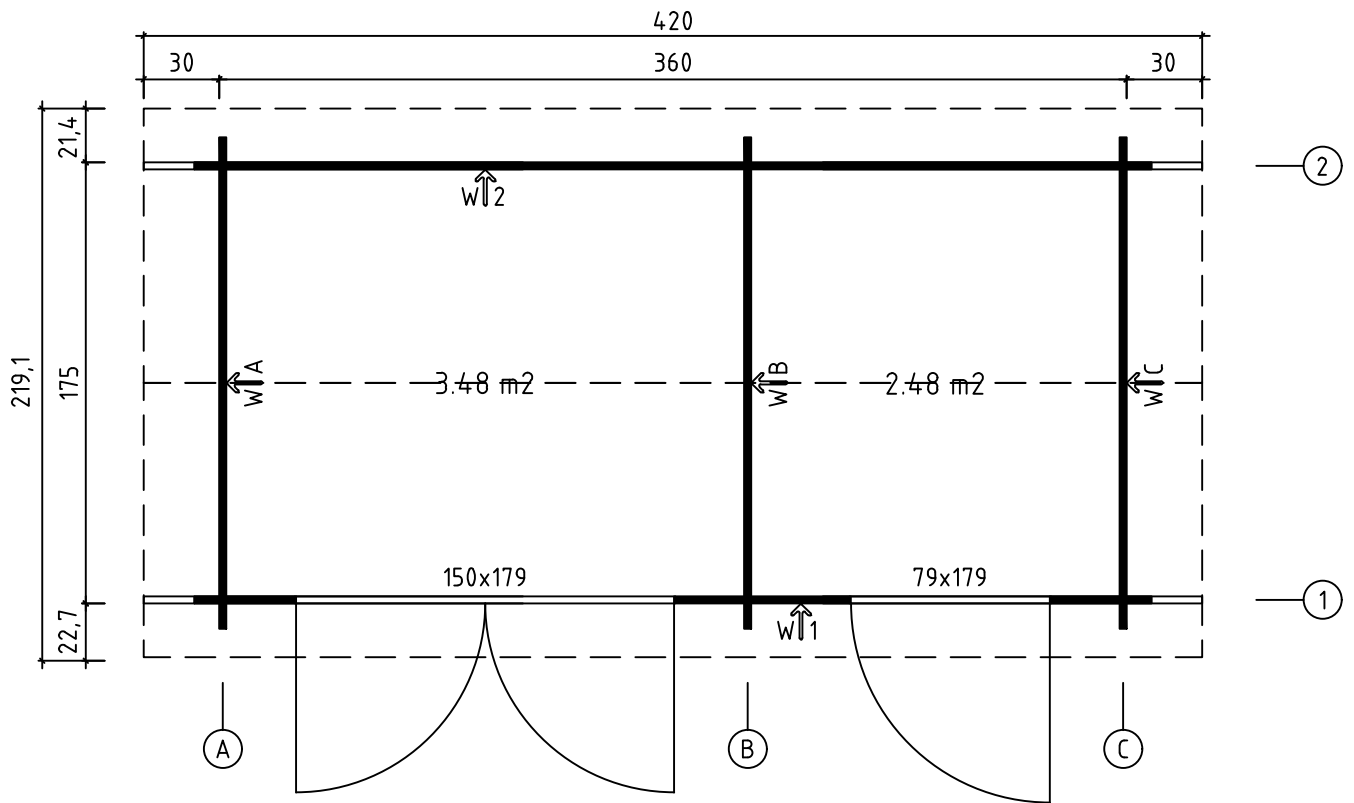


Tuvalu 1
Art. Nr. 285100
1/8

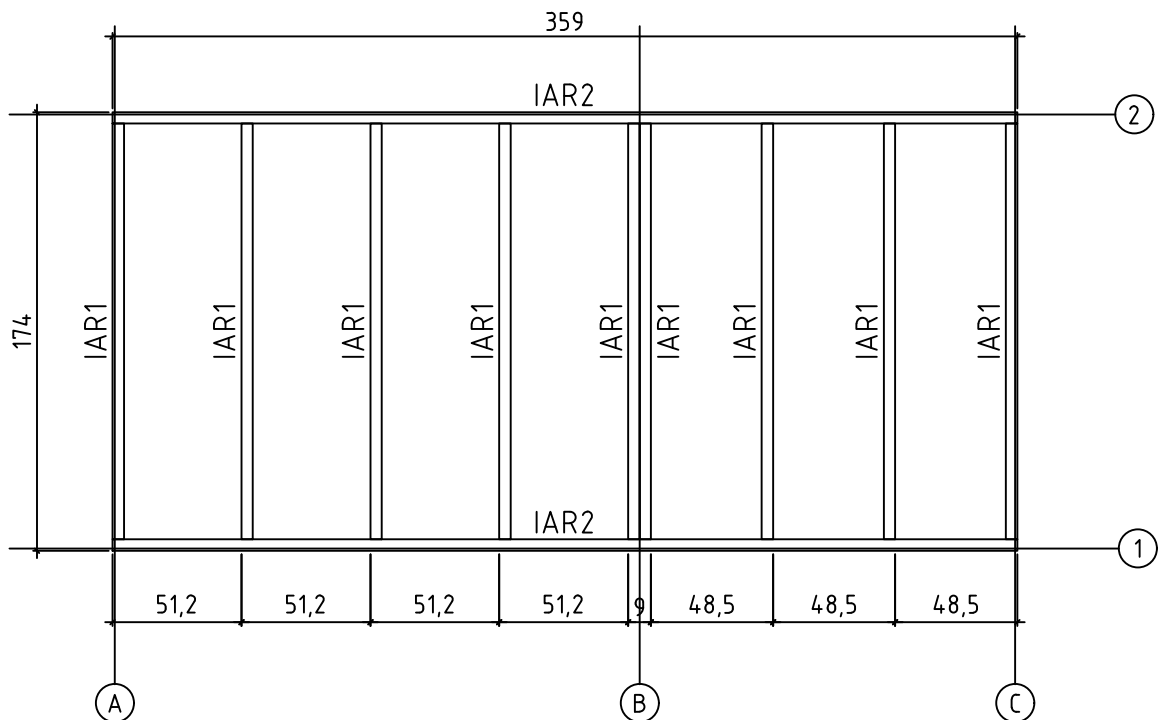


23.02.2017

GROUNDPLAN - GRUNDPLAN - PLAN DE MASSE

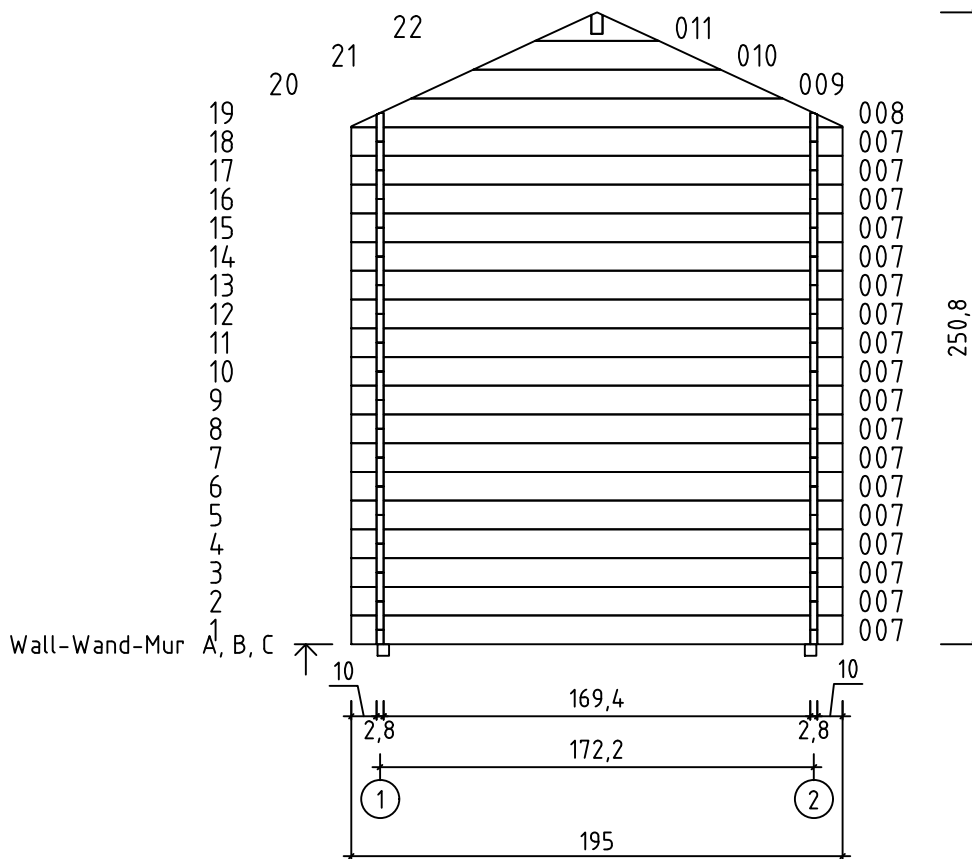
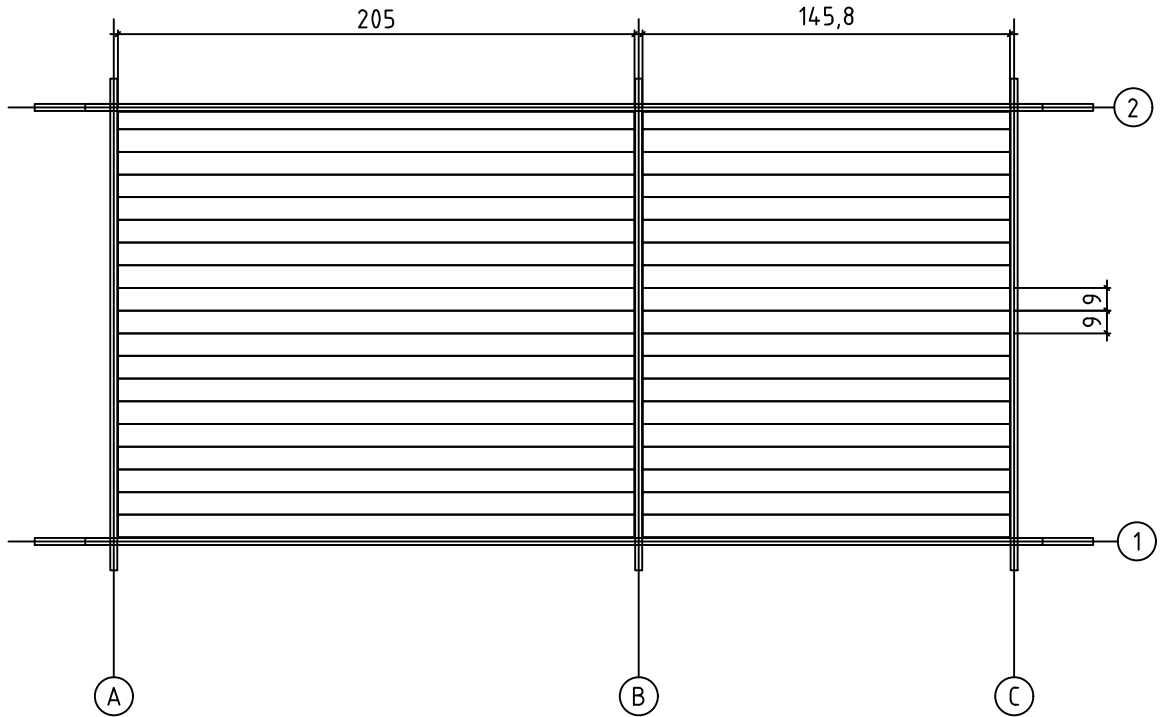


FOUNDATION - FUNDAMENT - FONDATION

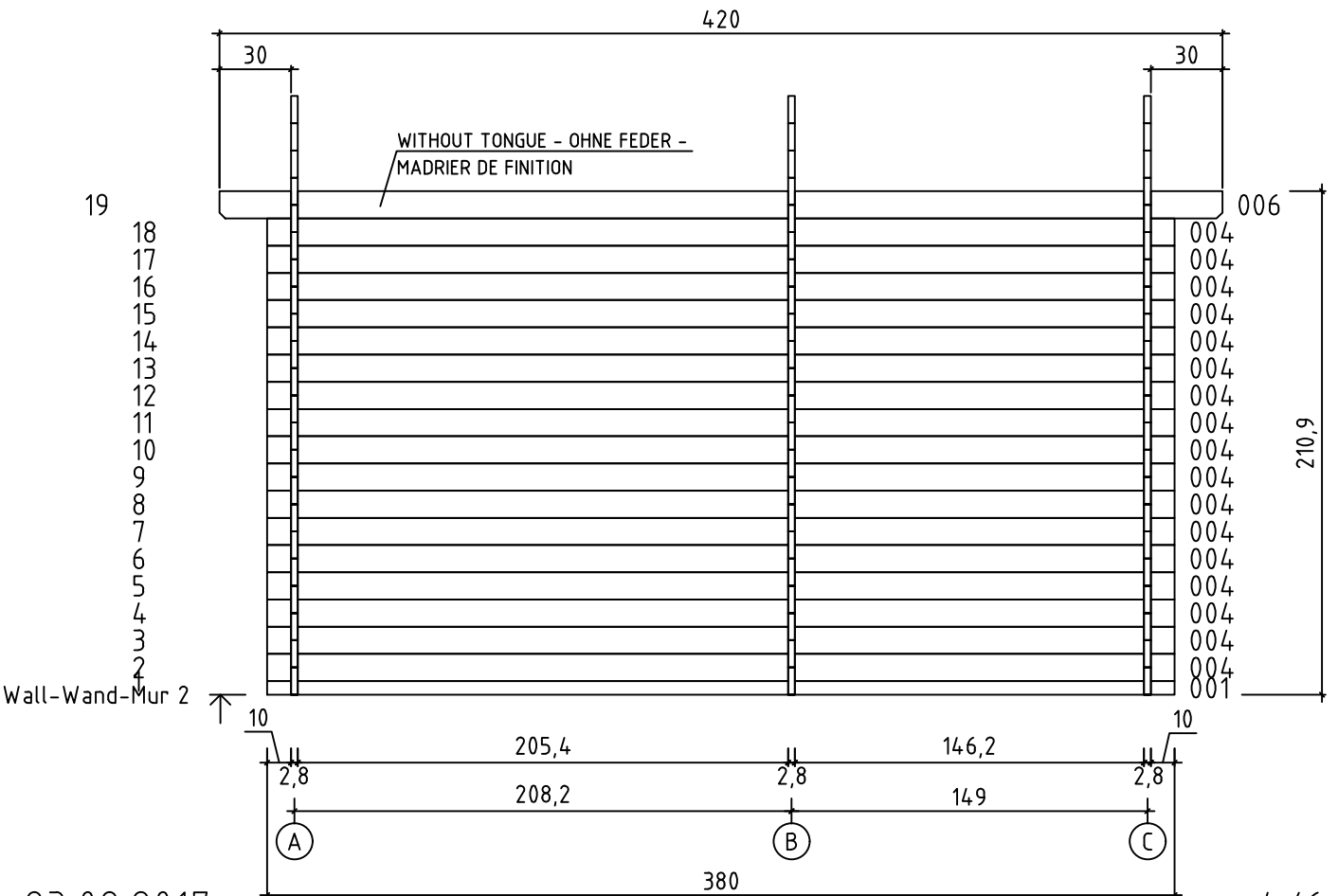
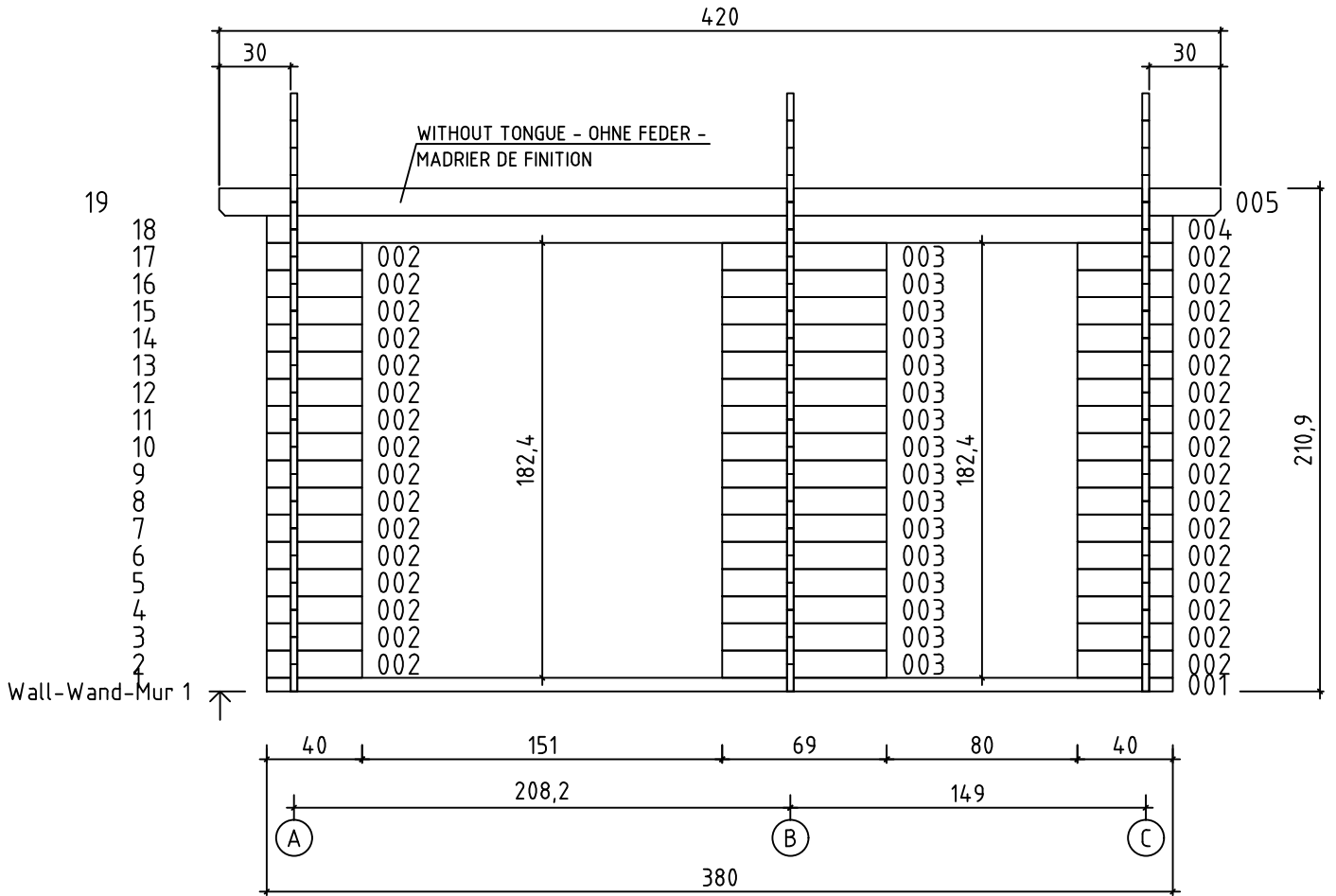




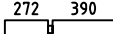



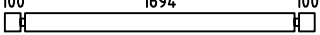
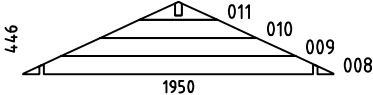
















Art. Nr. 285100










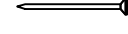


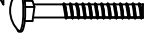


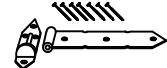
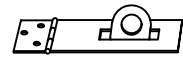
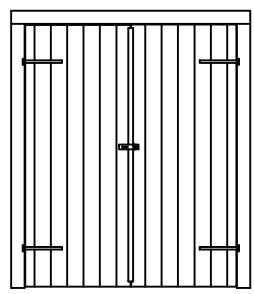
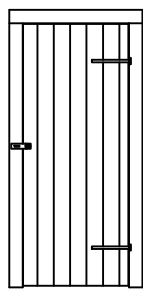
FLOOR BOARDS - FUSSBODENBRETTER - PLAN POSE PLANCHER



Art. Nr. 285100



Pos	23.02.2017	Piece list - Stückliste - Liste des pièces Art. Nr. 285100	5/6	Q	P (mm)	L (mm)
001				2	28x57	3800
002				32	28x114	400
003				16	28x114	690
004				18	28x114	3800
005				1	28x114	4200
006				1	28x114	4200
007				54	28x114	1950
WA-1 WB-1 WC-1				1 1 1		
IAR2		FOUNDATION - FUNDAMENT - FONDATION 		2	45x45	3590
IAR1		FOUNDATION - FUNDAMENT - FONDATION 		9	45x45	1650
PR1		ROOF BEAM - DACHBALKEN - PANNE DE TOIT 		1	44x140	4200
		FLOOR BOARDS - FUSSBODENBRETTER - LAME DE PLANCHER 		19	90x18	2050
		FLOOR BOARDS - FUSSBODENBRETTER - LAME DE PLANCHER 		19	90x18	1458
		ROOF BOARDS - DACHBRETTER - VOLIGES 		94	90x18	1200
		FLOOR FILLET - FUSSBODENLEISTE - CORNIERE DE FINITION DU PLANCHER 			18x18	13.78
		ROOFING FELT FILLET - DACHPAPPENLEISTE - BAGUETTE DE FIXATION DU FEUTRE BITUMEUX 		4	18x58	1250
TB-1		FASCIA BOARD - TRAUFBRETT - BANDEAU DE TOIT 		2	18x90	4200
DRV-1		ROOF EDGE REINFORCEMENT - DACHRANDVERSTÄRKUNG - CORNIERE DE RENFORT DE BORD DE TOIT 		2	28x34	4200
KFS-1		STORM PROTECTION - STURMLEISTE - LATTE ANTI-TEMPETE 		4	22x45	2500
		GABLE MOULDING - GIEBELLEISTE - PLANCHE DE RIVE 		4	18x120	1250
HS7		SCREW FOR PADLOCK HASP - SCHRAUBEN FÜR PANZER ÜBERFALLE - VIS POUR LOQUET POUR CADENAS 		14	3.5x20	
HS8		SCREW FOR GABLE SEGMENT - SCHRAUBEN FÜR DECKBLATT - VIS POUR FIXATION LOSANGE DE FINITION 		4	3.5x35	
HS9		SCREW FOR GABLE MOULDING - SCHRAUBEN FÜR GIEBELLEISTE - VIS POUR FIXATION PLANCHE DE RIVE 		16	3.5x50	
HS4		SCREW FOR DOOR FILLET - SCHRAUBE ZUR BEFESTIGUNG TÜRLEISTE - VIS POUR FIXATION BAGUETTE D'ARRET DE PORTE 		5	3x30	

Pos	23.02.2017	Piece list - Stückliste - Liste des pièces Art. Nr. 285100	6/6	Q	P (mm)	L (mm)
HS12	SCREW FOR FASCIA BOARDS - SCHRAUBEN FÜR TRAUFBRETTER - VIS POUR FIXATION BANDEAU DE TOIT			18	4x40	
HS12	SCREW FOR ROOF EDGE REINFORCEMENT - SCHRAUBEN FÜR DACHRANDVERSTÄRKUNG - VIS POUR FIXATION CORNIERE RENFORT DE BORD DE TOIT			18	4x40	
HS18	SCREW FOR ROOF BEAMS - SCHRAUBEN FÜR DACHBALKEN - VIS POUR FIXATION PANNES DE TOIT			9	5x120	
HS16	SCREW FOR 1. WALL BEAM - SCHRAUBE FÜR 1. BOHLENREIHE - VIS DE FIXATIONS 1ere RANGÉE DE MADRIERS AVEC POUTRELLES DE FONDATIONS			6	5x90	
HS16	SCREW FOR FOUNDATION - SCHRAUBEN ZUR BEFESTIGUNG FUNDAMENT - VIS DE FIXATIONS DES POUTRELLES DE FONDATIONS			19	5x90	
HS16	SCREW FOR DOOR JAMB - SCHRAUBE FÜR TÜRRAHMEN - VIS DE FIXATION PARTIE HAUTE AVEC MONTANTS DU CADRE DE PORTE			8	5x90	
NF2	ZN NAIL FOR FLOOR FILLET - ZN NÄGEL FÜR FUSSBODENLEISTE - POINTE POUR CORNIERE DE FINITION DU PLANCHER			28	1.4x40	
SH28	HAMMER BLOCK - SCHLAGHOLZ - CALLE DE FRAPPE			1		
SFS	NUT FOR STORM PROTECTION - SCHRAUBENMUTTER FÜR STURMLEISTE - ECROU POUR LATTE ANTI-TEMPETE			8	D6	
NF4	ZN NAIL FOR ROOF - ZN NÄGEL FÜR DACHBRETTER - POINTE POUR FIXATION VOLIGES DE TOIT			196	2x50	
NF4	ZN NAIL FOR FLOOR - ZN NÄGEL FÜR FUSSBODENBRETTER - CLOUS POUR PLANCHER			180	2x50	
NF5	ZN NAIL FOR ROOFING FELT FILLET - ZN NÄGEL FÜR DACHPAPPENLEISTE - POINTE POUR BAGUETTE DE FIXATION FEUTRE BITUMEUX			16	2x40	
BFS	BOLT FOR STORM PROTECTION - BOLZEN FÜR STURMLEISTE - BOULON POUR LATTE ANTI-TEMPETE			8	6x60	
GS	GABLE SEGMENT - DECKBLATT - LOSANGE DE FINITION			2		
DFS	WASHER FOR STORM PROTECTION - DICHTSCHEIBE FÜR STURMLEISTE - RONDELLE POUR LATTE ANTI-TEMPETE			8	D6	
TT	DOOR HINGES - TORRIEGEL - GONDS DE PORTE			6		230
	PADLOCK HASP - PANZER ÜBERFALLE - LOQUET POUR CADENAS			2		114
	DOOR - TÜR - PORTE 1500x1790 TZ		TUL.1.100.IVP.Md	1		
	DOOR - TÜR - PORTE 790x1790 TZ		UL.1.100.IVP.Md	1		